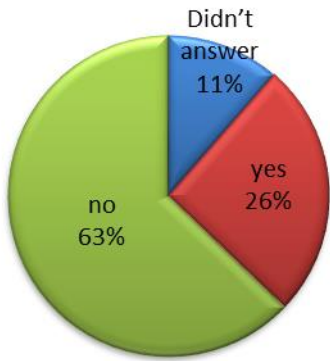




FEEDBACK from Brent Knoll Housing Consultation Event Tuesday 28th June 2016 held at the Jubilee Room, Brent Knoll Parish Hall.


There have been 35 replies received to date:

- 12 respondents live on Brent Street
- 7 respondents live on Station Road
- 15 respondents live in the village of Brent Knoll
- 1 respondent didn't give their address

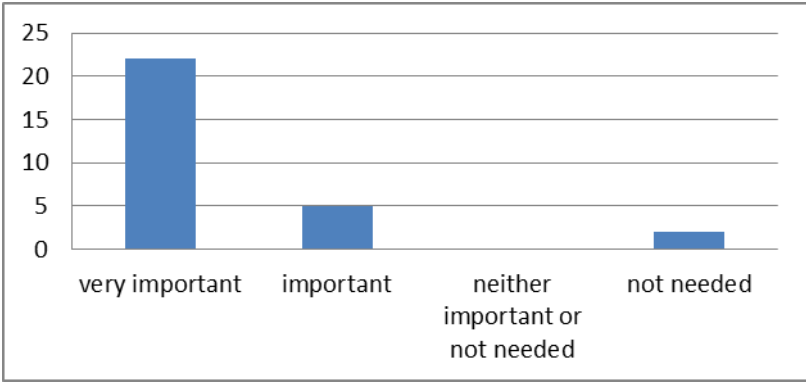
<p>Q1.</p> <p>If there was a small development of new homes in Brent Knoll, would you support the idea of building <u>OPEN MARKET HOMES FOR SALE ONLY</u>?</p> <p>Didn't answer – 4 Answered Yes – 9 Answered No – 22</p>	 <table border="1" style="margin: auto;"> <caption>Q1 Survey Results</caption> <thead> <tr> <th>Response</th> <th>Percentage</th> </tr> </thead> <tbody> <tr> <td>no</td> <td>63%</td> </tr> <tr> <td>yes</td> <td>26%</td> </tr> <tr> <td>Didn't answer</td> <td>11%</td> </tr> </tbody> </table>	Response	Percentage	no	63%	yes	26%	Didn't answer	11%
Response	Percentage								
no	63%								
yes	26%								
Didn't answer	11%								
Comments	Number of times commented on in survey								
Ensure the homes are to rent in perpetuity	1								
There has to be a need for housing for local people	2								
Too many homes on the market already	5								
Less than 5 is a small development	1								
Highways/Traffic issues	5								
Not enough capacity at the local school	2								
Not enough Affordable housing in Brent Knoll	4								
Only build in urban areas	3								
A mix of tenure is needed	4								
Keep the area green	1								

<p>Q2.</p> <p>If there was a small development of new homes in Brent Knoll, would you support the idea of building <u>AFFORDABLE HOMES ONLY?</u></p> <p>Didn't answer – 3 Answered Yes – 18 Answered No – 14</p>	 <table border="1"> <caption>Q2 Survey Results</caption> <thead> <tr> <th>Response</th> <th>Percentage</th> </tr> </thead> <tbody> <tr> <td>yes</td> <td>51%</td> </tr> <tr> <td>no</td> <td>40%</td> </tr> <tr> <td>didn't answer</td> <td>9%</td> </tr> </tbody> </table>	Response	Percentage	yes	51%	no	40%	didn't answer	9%
Response	Percentage								
yes	51%								
no	40%								
didn't answer	9%								
<p>Comments</p>	<p>Number of times commented on in survey</p>								
<p>A mix of tenure is needed</p>	<p>6</p>								
<p>Highways/Traffic issues</p>	<p>3</p>								
<p>Not enough capacity at the school</p>	<p>1</p>								
<p>What is local?</p>	<p>1</p>								
<p>No more social housing required</p>	<p>2</p>								
<p>Only a small development</p>	<p>1</p>								
<p>Put the new homes where there is capacity i.e. Burnham on Sea</p>	<p>3</p>								
<p>First time buyers needs must be met</p>	<p>2</p>								

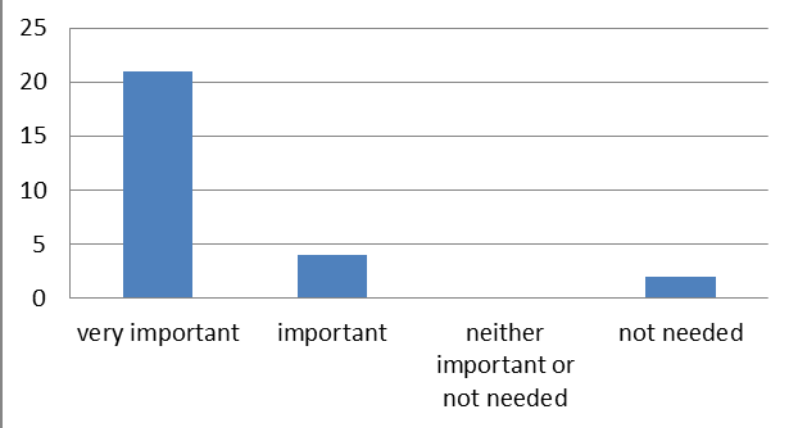
<p>Q3.</p> <p>If there was a small development of new homes in Brent Knoll, would you support the idea of building <u>OPEN MARKET HOMES TO HELP FUND THE BUILDING OF AFFORDABLE HOMES?</u></p> <p>Didn't answer – 8 Answered Yes – 18 Answered No – 9</p>	 <table border="1"> <caption>Q3 Survey Results</caption> <thead> <tr> <th>Response</th> <th>Percentage</th> </tr> </thead> <tbody> <tr> <td>yes</td> <td>51%</td> </tr> <tr> <td>no</td> <td>26%</td> </tr> <tr> <td>didn't answer</td> <td>23%</td> </tr> </tbody> </table>	Response	Percentage	yes	51%	no	26%	didn't answer	23%
Response	Percentage								
yes	51%								
no	26%								
didn't answer	23%								
<p>Comments</p>	<p>Number of times commented on in survey</p>								
<p>Highways/Traffic issues</p>	<p>4</p>								
<p>Not enough capacity at the school</p>	<p>1</p>								
<p>Detracts from the village</p>	<p>1</p>								
<p>Not enough infrastructure to support larger development</p>	<p>1</p>								
<p>Don't build in Brent Knoll</p>	<p>2</p>								


<p>Q4.</p> <p>Would you support the building of a small number of new homes on the land in Station Road?</p> <p>Didn't answer – 3 Answered Yes – 14 Answered No – 18</p>	 <p>A 3D pie chart with three segments: a large green segment labeled 'no 51%', a red segment labeled 'yes 40%', and a small blue segment labeled 'didn't answer 9%'.</p>
--	--

Comments	Number of times commented on in survey
Highways/Traffic issues	16
Not enough capacity at the school	3
What is a small development	1
Needs to be in a central location	1
Needs to be near facilities	1
Village will be split by more houses	1
Over development	1
Drainage/flood issues	4
Do not want street lights	1
Not enough room for a building site	1

<p>Q5.</p> <p>In your opinion, how important is the physical appearance of the new homes to be in keeping with the village and be of a high quality?</p> <p>Very important – 21 Important – 5 Neither important or needed – 0 Not needed – 2</p>	 <p>A bar chart with a vertical axis from 0 to 25 in increments of 5. The horizontal axis has four categories: 'very important' (bar height 21), 'important' (bar height 5), 'neither important or needed' (bar height 0), and 'not needed' (bar height 2).</p>
---	---

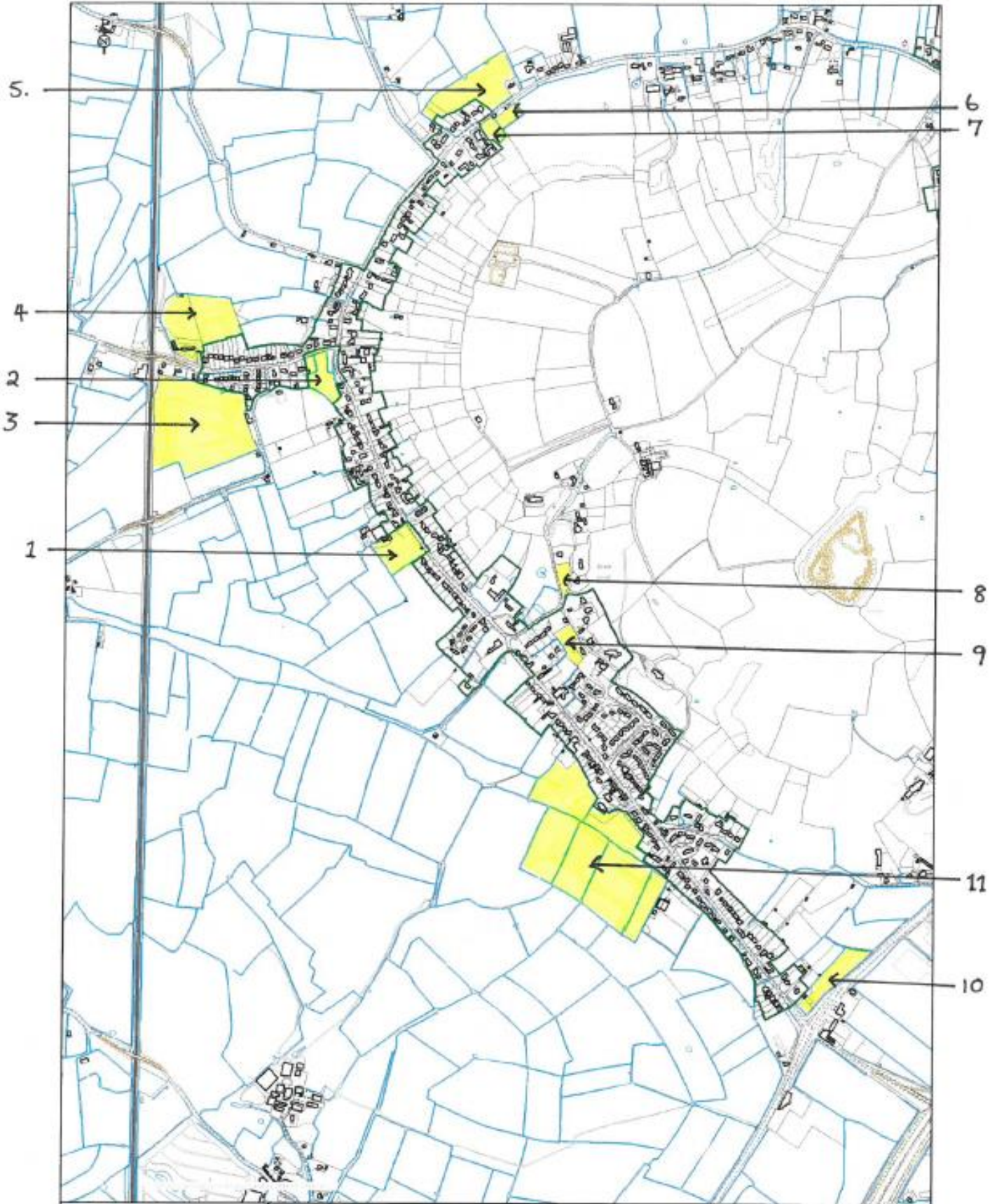
<p>Q5. Two comments received below:</p>
<p>All Houses are different in Brent Knoll, a new development would not be in keeping with this</p>
<p>Each house is different in Brent Knoll an estate is not wanted at all</p>

<p>Q6.</p> <p>In your opinion, how important are the open market and affordable homes to be indistinguishable in appearance and be well integrated?</p> <p>Very important – 20 Important – 4 Neither important or needed – 0 Not needed – 2</p>	 <table border="1"> <caption>Data for Q6 Bar Chart</caption> <thead> <tr> <th>Importance Level</th> <th>Count</th> </tr> </thead> <tbody> <tr> <td>very important</td> <td>20</td> </tr> <tr> <td>important</td> <td>4</td> </tr> <tr> <td>neither important or not needed</td> <td>0</td> </tr> <tr> <td>not needed</td> <td>2</td> </tr> </tbody> </table>	Importance Level	Count	very important	20	important	4	neither important or not needed	0	not needed	2
Importance Level	Count										
very important	20										
important	4										
neither important or not needed	0										
not needed	2										
<p>Q6. Two comments received below:</p>											
<p>How can that be done in Brent Knoll?</p>											
<p>No affordable housing here at all</p>											

<p>Q7.</p> <p>Do you know of any other suitable sites in Brent Knoll that are available?</p> <p>Didn't answer – 7 Answered Yes – 3 Answered No – 24</p>	 <table border="1"> <caption>Data for Q7 Pie Chart</caption> <thead> <tr> <th>Response</th> <th>Count</th> <th>Percentage</th> </tr> </thead> <tbody> <tr> <td>No</td> <td>24</td> <td>71%</td> </tr> <tr> <td>Didn't answer</td> <td>7</td> <td>20%</td> </tr> <tr> <td>Yes</td> <td>3</td> <td>9%</td> </tr> </tbody> </table>	Response	Count	Percentage	No	24	71%	Didn't answer	7	20%	Yes	3	9%
Response	Count	Percentage											
No	24	71%											
Didn't answer	7	20%											
Yes	3	9%											
<p>Q7. Sites suggested below</p>													
<p>Parcel 8 (see page 6)</p>													
<p>Parcel 9 (see page 6)</p>													
<p>Parcel 11 (see page 6)</p>													
<p>Parcel 1 (see page 6)</p>													
<p>Parcel 3 (see page 6)</p>													
<p>Parcel 10 (see page 6)</p>													
<p>I would object to any development adjacent and/or well related to the development boundary</p>													
<p>Wick Lane</p>													
<p>Fox & Goose side of the A38</p>													
<p>Musk Farm, Brent Street</p>													
<p>Do not build anywhere in or near Brent Knoll</p>													
<p></p>													

Summary of further comments

Comments
Sounds very exciting and good news
Good idea with homes for local people at affordable prices
You are in danger of bringing a village down to a suburb
Traffic and Highway issues to be addressed
Woolavington is a failed housing project that has social problems
Split the developments into smaller pockets
I am positively against this site and tend to oppose it
The site at Musk Farm would be preferable
There will be more traffic onto the A38, this should be addressed
Building on Musk Farm would be preferable
Adequate parking so Station Road is not congested
How will the additional traffic/parking be addressed, why overdevelop the furthest point from main road
It will increase the traffic and flooding, there are a number of houses for sale or rent already
Very much in favour of the development
Issues with Vehicular, pedestrian access and Egress, Drainage issues, East Town gutter flooding and capacity issues the village school
More up market homes are not needed, there are a number of very expensive homes in the village not selling
No street lights, site access needs to be considered along with the capacity at the village school
What criteria for affordable housing, what consideration is given to the effect on house prices, there are already 10 homes for sale, there is already housing available in Burnham on Sea/Highbridge
Build one house only, access issues on the corner, villagers have paid high prices for their homes not to look over new homes, do not want street lights
Traffic and flood risk issues
Highways/traffic and flood risk issues, lack of bus service, would the homes be affordable, wildlife issues.
The road next to the site is dangerous and building more houses would increase this



Sedgemoor
IN SOMERSET

© Crown copyright and database rights 2016 OS 100024272

Date 17/6/2016
Scale 1:6242
at A3 size